

# 2015 MSSP ACO PERFORMANCE RESULTS

Lightbeam clients generated over twice the shared savings and better quality scores than non-Lightbeam ACOs

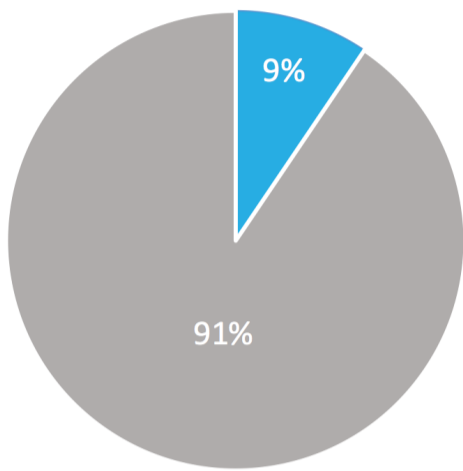
Participating ACOs

**392**

CMS Total Savings

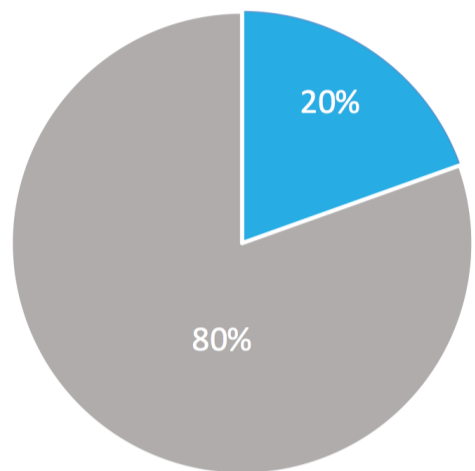
**\$429m**

Market Share



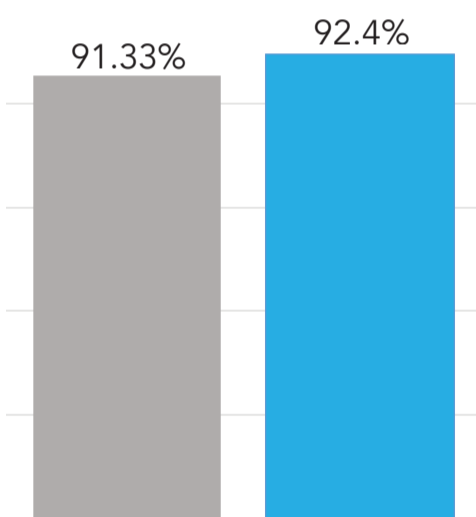
Lightbeam clients make up 9% of the participating ACOs

Generated Savings



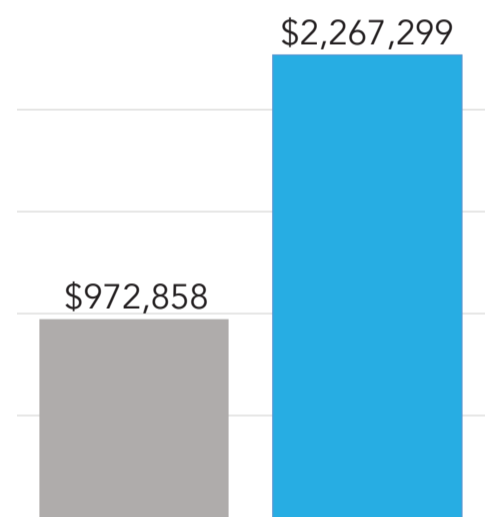
Lightbeam clients contributed 20% of total savings

Quality Scores



Lightbeam clients had a higher average quality score than non-Lightbeam clients

Average Savings



Lightbeam clients generated 2.3 times more shared savings than non-Lightbeam ACOs



## A Perfect Score

Only 4 of the 392 ACOs had a perfect quality score of 100%. 2 of them are Lightbeam clients

## 2014 vs. 2015

	2014	2015	%
CMS Total Savings	\$291,447,844	\$429,254,696	47%
Lightbeam ACO Total Savings	\$54,246,653	\$83,890,070	55%
Non-Lightbeam ACO Average Savings	\$806,909	\$972,858	21%
Lightbeam ACO Average Savings	\$1,390,940	\$2,267,299	63%

Source: CMS.gov - Medicare Accountable Care Organizations 2015 Performance Year Quality and Financial Results

